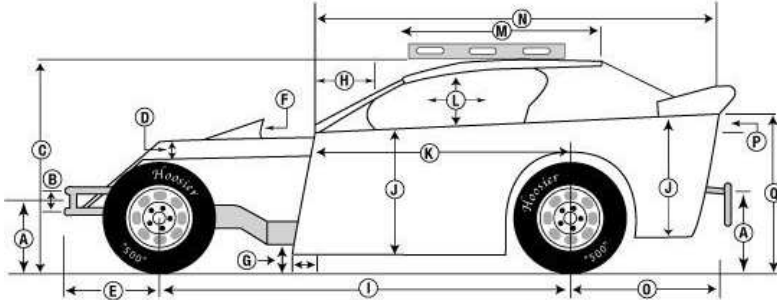
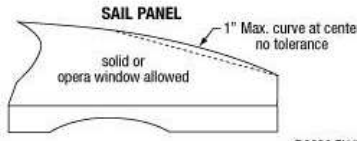
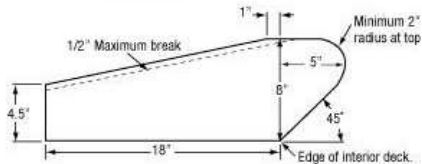
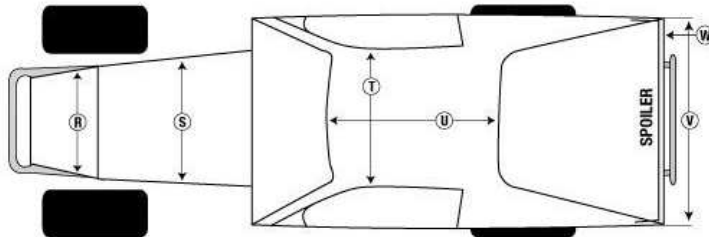


2010 Limited mod. Rules

IMCA Southern SportMod Dimensions For 2009

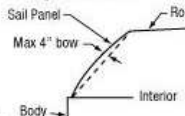


All body measurements are max. unless otherwise specified. Dimensions have zero tolerance.



- A 23" max. 16" min. (ground to center of bumpers, front and rear)
- B — 6.5" min. (center to center)
- C 58" max. 42" min.
- D Hood 5" max. drop (sides), sealed off from driver's compartment and max. 3" rake.
- E 42" max.
- F 6" max.
- G 5" min. to frame rails. Door may be extended maximum 6" past block at bottom on both sides.
- H 19" max. must be same on both sides.
- I 19 1/2" max. 10 1/2" min.
- J 31" max. 22" min.
- K 6 1/2" min., or not past back of block at top.
- L 18" max. 12" min. opening, both sides.
- M With level, must have no more than 2" clearance at rear of roof and 5" at top front.
- N 12 1/2" max. 98" min.
- O 48" max. 31" min.
- P Interior slope is 6" max. front to rear and flat across. If flat at front half of interior you have used up 50% of your 6" so from behind driver to rear you may only have 3". Top of interior must be flush with top of doors and quarters. Optional escape hatch from driver to passenger door allowed.
- Q 41" max. 28" min.
- R Max. no wider or lower than front frame horns. min. 24" nose must flat and flush with sides.
- S 6 1/2" max. 24" min., must cover radiator.
- T 53" max. 32" min.
- U 53" max. 32" min.
- V 6 1/2" max. 55" min., measured at top of interior deck, must be same front to back.
- W IMCA decal required on car.

REAR FILLER PANEL: OPTIONAL
SPOILER BRACES: Maximum 3 total. Bottom edge of spoiler brace must be flush with rear edge of interior deck.
SAIL PANELS: Must be within confines of these dimensions and the same on both sides. Must mount within 2" of outside edge of interior deck.



- 1. FRAME:** 1978-1987 inches, maximum 109-inches, both sides. Frame must be full and complete, cannot be widened, narrowed, shortened, lengthened, or be cut, bent, or altered to change suspension brackets, except upper control arm brackets on front end. All frame bolt holes must remain in OEM location. Rear of frame, behind upper shock mounts, may be replaced with round, square, or rectangular tubing. No other frame alterations allowed.
- 2. ROLL CAGE:** Minimum 1.5 inch O.D. tubing, with a minimum wall thickness of .095 inch for main cage. Main cage no further forward than rear of engine and no further back than front edge of rear tire. Four bars, two per side, may extend from main roll cage to main frame points in front of the upper control arms. These bars may have two additional braces per side to the main frame. Six bars may extend from the main cage to the rear. X-bracing is allowed. Driver's head must not protrude outside cage with helmet on. Roll cage must be securely supported and braced with minimum one cross bar in top halo. All bars forward of cage must be lower than hood.
- 3. DOOR BARS:** Minimum three driver side door bars required, minimum 1.5 inch O.D. and .083 inch wall thickness, must be parallel to ground and perpendicular to driver, and welded to front and rear of roll cage. Minimum two passenger side door bars required, must have at least one cross door bar, horizontal or angled. Steel door plate, 18 gauge or .049-inch
- 4. BODY:** (See diagram) Must be same width, front to rear, and parallel to OEM frame. Nose panel must be flat with no fins or scoops allowed. Cooling holes allowed. Nose panel may be no wider, or lower than two inches outside of front frame horns. Nose panel must remain within confines of front bumper. Engine compartment must remain open (no side panels). Aluminum or fiberglass hoods allowed, must completely cover top of radiator and engine, extending from nose to interior deck and enclosed at rear. Must have

front and rear roof supports. Roof must be fiberglass or aluminum, full size and rounded down in all directions (see diagram). No dished roof allowed. Driver roof hatch allowed. No plastic body panels or filler panels allowed. Must have complete interior deck from side to side, must be aluminum or sheet metal. Quarter panels must remain 90-degrees to ground, maximum 45-degree bend 4-inches from bottom and 2-inches from top of doors and quarters. Rear spoiler may be maximum 8 inches in material height and maximum 67 inches wide. Spoiler may have stiffener, must be 1 inch or more down from top. Maximum 3 spoiler braces allowed, must be mounted in line. Spoiler braces must resemble all aspects of drawing and must be separate from sail panels. No fins, lips or wings allowed.

5. DRIVER COMPARTMENT: Must have minimum three 5/16 inch O.D. windshield bars in front of driver. Aluminum cowl panel in front of driver can be no wider than cockpit. Aluminum high-back seat only, must be securely bolted, using minimum 0.375-inch bolts, to roll cage and support system. Floor pan must be metal or aluminum and cover entire driver compartment. Bottom of seat can be no lower than bottom of frame rail. Driver must be sealed off from track, driveline, engine, fuel cell, cannisters and pumps. No oil coolers allowed in driver compartment. No devices that would enable driver adjustment to alter wheelbase or for weight jacking while car is in competition. No mirrors of any kind.

6. FRONT SUSPENSION: All components must be steel, unaltered OEM, in OEM location, and match frame. No jack bolts allowed. Adjustable spring buckets are allowed. Must use OEM upper and lower A-frames and mounts. OEM upper A-frame may be replaced using aftermarket upper A-frame (steel or aluminum cross shaft allowed), must display "IMCA approved" decal. Upper A-frame mounts may be modified and moved for caster and camber adjustment, but must remain OEM material. Lower A-frame mounts and bolt holes on frame must be in OEM location, mount may be notched for clearance. All A-frame bushings may be aftermarket, but no bearing/heim type. OEM or OEM replacement ball joints allowed, may be tacked in. Sway bars(optional) and brackets must remain OEM.

7. STEERING: All components must be steel, unaltered OEM, in OEM location and match frame. No grinding, lightening or welding on any steering parts. Spindle may be reamed and bolt on spindle savers are allowed. Steel steering shafts and knuckles only. Steering quickener (optional), steering wheel and quick release (required) may be aluminum. Power steering pump and reservoir must remain one unit. Driver compartment steering may be modified, must be kept on left side. No rack and pinion.

8. SHOCKS: One steel shock per wheel only. Shock must be in OEM mounts and location, using OEM style shock. Mounting spacers and weld or screw-on shock ends allowed. No air or coil-over shocks, remote reservoir shocks, Schrader valves or bladder type valve allowed.

9. SPRINGS: One steel spring (racing allowed) per wheel only. Minimum 4.5-inches O.D., non-progressive coils only. No torsion bars or air bags.

10. REAR SUSPENSION: All control arms and mounts must be steel, unaltered OEM, in OEM location, and match frame. No jack bolts allowed. Adjustable spring buckets allowed, may be dropped as long as they remain in OEM location. If upper spring cup uses all thread, it must be securely welded to chassis. Lower spring cups must be centered on housing. Control arms may be reinforced, but cannot be shortened or lengthened, must remain OEM length. All control arm bushings may be aftermarket, but no bearing/heim type. Bushings cannot be drilled. No suspension parts may be altered or lightened. No aluminum parts allowed, other than bushings.

11. REAR END: Must use OEM 7.5-inch GM 10 bolt rear end (bracing optional), must remain stock width. No Ford or floater rear end allowed. Housing end, from control arm mount out, may be modified with 3-inch tubing to accept 9" Ford axle. If Ford axles are used, rearend must remain minimum GM width or maximum 3-inches wider. Steel components only. OEM mounts on lower control arms must remain in OEM location on original 7.5-inch tube housing. Aftermarket axles, mini-spools and C-clip eliminators allowed. Locked rear ends only, no torque dividing differentials allowed. No full or aluminum spools allowed. Pinion angle can not

be changed. Any gear ratio allowed but housing must remain unaltered. No quick change devices.

12. BUMPERS/RUB RAILS: Steel only. Two bar front bumper and single bar rear bumper must be used on car at all times and welded, or bolted securely using minimum 0.375 inch bolts. Must be maximum 1.50-inch O.D. tubing, .095-inch wall thickness on front and 1.75-inch tubing, .095 wall thickness on rear. Maximum 1.50-inch O.D. tubing, .095-inch wall thickness fuel cell protection bar required, must cover rear and extend past both sides of cell, may be welded to rear bumper. See diagram for bumper heights. Rear bumper may be maximum 6-inches beyond rear deck. All bumpers and rub rails must be capped with no sharp edges. Single bar rub rail from front to rear wheel allowed on each side, no center supports allowed, maximum 1.50-inch O.D. tubing and .095-inch wall thickness, must be mounted to cage at front and rear of rub rail.

13. TIRES/WHEELS: May use any Hoosier 500 Race Tire. 27 by 8 by 15 or 26.5 by 8 by 15 'stagger tire' allowed. May also run AR 500. Tires may be ground or siped within confines of tread. Effective July 1, 2009 no grooving allowed. No re-caps. Any offset allowed. May use bead lock, on right rear only. External steel bead lock only and it cannot make wheel any narrower than 8-inches and no wider than 8.75-inches. Steel bolts only. Outer foam or plastic mud cover allowed on right rear only. Inner mud cover allowed on left rear only. No bleeder valves. Must use minimum 1-inch O.D. steel lug nuts and 0.625-inch studs are recommended. No wheel spacers allowed with OEM studs. Wheel adapters are treated as spacers and may be aluminum, maximum 1.50-inches thick.

14. BRAKES: Must be steel OEM, operative three wheel, drum or disc. Must maintain minimum OEM dimensions for hubs/rotors and calipers, cannot be lightened. Bolt pattern may be changed. 0.625-inch studs allowed. Single or dual aftermarket master cylinders allowed. Driver adjustable dual pedal brake bias allowed. Additional proportioning valve (in-line type) allowed. Rear rotors may be aftermarket, minimum 0.810-inch thickness, maximum 12-inch O.D. Vented rotors only, no scalloped, ceramic coated, single phase or drilled rotors allowed.

15. EXHAUST: Must use Schoenfeld headers. GM: #161, #151, #151E with 1.625-inch tubes and 3-inch collector. Chrysler: #461, #461W2, #462W2. Ford: #351, #361, #362, #562, #562-4B #563-4B. No header modifications allowed. Coated headers allowed. No exhaust sensors, merge collectors, cross overs, turn outs or balance tubes. Schoenfeld mufflers, unaltered, stamped IMCA609, must be used.

16. FUEL SYSTEM: Racing fuel cell required, maximum 22 gallon capacity, must be in minimum 20 gauge steel container. Must mount with minimum two solid steel straps around entire cell, two inches wide and 0.125 inch thick, between frame rails in trunk area only. Fuel cell vents, including cap vent, must have check valves. If fuel cell does not have aircraft style positive seal filler neck/cap system - a flapper, spring or ball type filler rollover valve is required. No part of cell can be lower than protective tubing. OEM mounted, mechanical push rod fuel pumps only. No regulators, bypass fuel systems, pressurized, or return lines allowed. CARBURETOR (one only): Holley (unaltered) #4412 or #0-80583-1, 500 cfm two barrel may be used on any engine. OEM GM Quadrajets or two barrel may be used on Chevy. OEM Motorcraft four or two barrel may be used on Ford. OEM Carter or AFB four or two barrel may be used on Chrysler. OEM carburetors must remain unaltered, circle track floats may be installed. No other carburetors allowed. Adapter/spacer allowed, maximum 1.250-inches thick, including gaskets. No driver compartment adjustable carburetors or spacers. Limit of one fuel filter. No cool cans. Any air cleaner allowed. No cold air boxes allowed.

17. FUEL: Gasoline only. Racing fuel allowed. No performance enhancing additives or scented additives.

18. WEIGHT: Minimum weight limit of 2,350 pounds after race with driver in car. Weights must not be used in driver compartment or outside body. All weights must be securely mounted with at least two, .5-inch bolts, painted white with car number on it. No titanium, magnesium, stainless steel or carbon fiber components. Solid steel fasteners only.

19. BATTERY/STARTER: One 12-volt battery only. Must be shielded and securely mounted. Aftermarket starter allowed, must bolt in OEM location. Must have capability of starting without being pushed or pulled.

20. GAUGES/ELECTRONICS: No unapproved cameras, transmitting or listening devices, timing retard controls, or digital gauges (including tach). No electronic monitoring computer devices capable of storing or transmitting information except analog tach. OEM style ignitions

only. GM: HEI distributor (must remain one unit) or point distributor allowed. Ford/Chrysler: may use OEM ignition, including OEM boxes, or HEI distributor. Any module may be used that fits inside the distributor with no alteration. Vacuum advance may be removed and pick-up coil locked. No external coils allowed, unless using point distributor. No GM or aftermarket ignition boxes allowed. No electronic traction control devices.

21. TRANSMISSION/DRIVE SHAFT: Only OEM production transmissions allowed. No aftermarket transmissions allowed. No 'in and out' boxes or quick change devices allowed. With engine running and car in a still position, must be able to engage car in gear and move forward, then backward. Functioning shift levers must be in OEM location. Transmission fluid coolers allowed. Flywheel, flexplate and converter must be steel.

Automatic: Any OEM automatic transmission allowed. Must use functioning, minimum 10-inch diameter steel torque converter. No direct drives, couplers, valved pumps, or bleeder style valve bodies. Must have at least one forward gear and reverse gear, gears must function. Must have an approved scattershield constructed of .125-inch by three-inch steel, 270 degrees around top of flexplate. GM automatic must be used with GM engine, may be used with Ford or Chrysler engine. Stall converters allowed. Steel OEM style flexplate only, must be bolted directly to end of crankshaft.

Manual: 3, 4 or 5 speed OEM manual transmissions only. All gears must function. Must have functioning 10.5-inch minimum diameter clutch and pressure plate bolted directly to steel flywheel. These components must rotate, consistent with engine rpm, while car is in any gear. Must use explosion-proof steel bellhousing 180 degrees around top of clutch and flywheel. No mini-clutches or couplers. Minimum 9-inch diameter Ford clutch allowed. Hydraulic slave cylinder/throw out bearing allowed.

Drive Shaft: Minimum 2-inch diameter, white, steel drive shaft only. Steel slip-yokes only. 360-degree drive shaft loop required, constructed of at least 0.125-inch by 2-inch steel, or 1-inch tubing, mounted 6-inches back from front U-joint.

22. ENGINE COMPARTMENT: Rear of engine (bellhousing flange) must be mounted at least 70-inches forward from centerline of rear axle. One radiator allowed, steel or aluminum, must be mounted in front of engine. Electric fans allowed. No sprinklers. Catch can required. Power steering pump and reservoir must remain one unit and mount in front of engine. Side engine mounts (OEM or 45-degree style) must be steel, aluminum mid-plate allowed.

23. ENGINE SPECIFICATIONS: Must use OEM cast iron, American make V-8 small block engines only. No bowtie, SVO or W-2 components allowed. All engines must be able to be used in conventional passenger car without alterations. External engine casting and threaded holes cannot be altered. No aluminum, titanium or carbon fiber components allowed.

BLOCK: Must use OEM steel passenger vehicle production block only. No GM bowtie, Ford SVO or Chrysler W-2 components allowed. Approved blocks are: GM (Chevy only): 283, 302, 305, 307, 327, 350. Ford: 260, 289, 302, 351. Chrysler: 273, 318, 340, 360, no hemis. Maximum cubic inch limits: GM 364, Ford 360, Chrysler 370, no tolerance. No 400 or larger cubic inch parts allowed. Any flat top or dished pistons allowed, no gas ported pistons. 3.48-inch maximum GM stroke. Maximum 175 lbs. per cylinder compression, no tolerance. Compression checked with one spark plug removed, turned five engine compression revolutions. Engines may be balanced and block decked. Oil filter system must remain OEM. 'Wet' sump oiling system only. No accusumps. GM must use maximum 5.7-inch rod. OEM, or OEM replacement steel crankshaft and rods only - cannot be lightened. No cap screws. No splayed main caps. Racing oil pans allowed. One inch inspection hole recommended in pan - no obstructions to crank and rods. If obstructions are present, must remove pan for inspection. Engine bolts may be aftermarket. Fluid dampener balancer allowed. No roller bearings allowed.

INTAKE: Unaltered, approved OEM cast iron low rise, two- or four-barrel. Only unaltered aftermarket aluminum intakes allowed are: Weiand GM #7547-1; Ford #7515, #8023 or #7516; Chrysler #7545; Edelbrock GM #2701; Ford #7121, #7181, #7183; Chrysler #2915. No porting, polishing, or alterations of any kind, including cooling lines or plenum alterations to ANY intake. No OEM hi-rise, marine or bowtie intakes. Ford

may use OEM aluminum intake, no under air or hi-rise. All intakes must have unobstructed 0.250-inch vacuum fitting. Belt driven, OEM style water pumps only, no aluminum water pumps on Chevy engine.

CAMSHAFT: Non-roller hydraulic cam/lifters only. Hydraulic lifters must remain UNALTERED OEM. No maximum cam lift. Must pull 12-inches of vacuum at 1200 rpms. Vacuum to be pulled at intake vacuum fitting, not carburetor. No alterations of any kind may be made at time of tech. Track equipment being used for tech is final. Lifter bores cannot be altered. Must be chain driven, no gear/belt drives.

CYLINDER HEADS: Only GM OEM approved head numbers are (last 3 digits): 126, 185, 336, 441, 445, 487, 493, 598, 624, 862, 882, 920, 993, 997, with valve no larger than 1.94-inch intake and 1.50-inch exhaust. May use Engine Quest (EQ) Stock Replacement (SR) cylinder head, part number CH350I, head must remain as produced, valve sizes can not be changed. No porting, polishing, or unapproved alterations to ANY cylinder head. Any cast iron OEM Ford and Chrysler heads allowed with valves no larger than 2.04-inch intake and 1.70-inch exhaust. Headers must bolt directly to heads with correct numbers. No vortec, bowtie, SVO, W-2 or aftermarket heads allowed. Flat milling allowed. Guide plates, screw-in shouldered studs (0.375-inch max) and polylocks allowed, no stud girdles. Stamped steel, OEM style, stud mounted (0.375-inch max) rocker arms only. Chrysler may use OEM rocker arm bars. Any length push rods allowed. OEM diameter springs must match heads (no beehive valve springs allowed).

26. ENGINE PROTEST PROCEDURES: Within 5 minutes after race, any driver starting feature may, for

\$250, protest any engine. \$50 of the protest fee goes to track and will not be refunded, regardless of

protest outcome. Driver may not protest another driver finishing in a position behind them and may not

protest same driver more than once per calendar year. Under this protest, following MUST be inspected:

intake manifold, cylinder head (removal required), stroke, and visual inspection of crankshaft (pan may

be removed). \$200 will be returned to protestor if engine is found illegal. If engine being protested is

found legal, \$200 protest fee will be paid to driver being protested. If parts are found illegal, or if driver

refuses to submit to protest, first infraction will result in forfeiture of all cash and contingencies, trophies and points earned in feature.